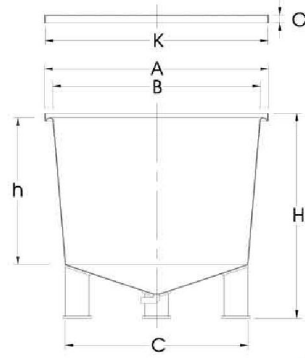


Pharmaceutical Tank



TISI 1379-2551



COT-E

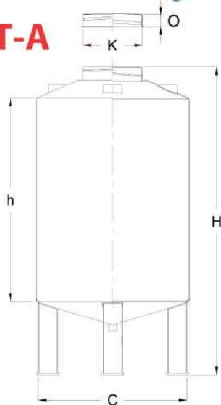
COT-F

Tank							
Part Number	Capacity (Liters)	Approx. Dimensions (mm.)					
		A	B	C	H	h	Thk.
COT200E-M122	200	760	700	560	960	710	4.0
COT500E-M134	500	1,100	1,020	900	1,050	740	4.0
COT200F-M122	200	760	700	560	960	710	4.0
COT500F-M134	500	1,100	1,020	900	1,050	740	4.0

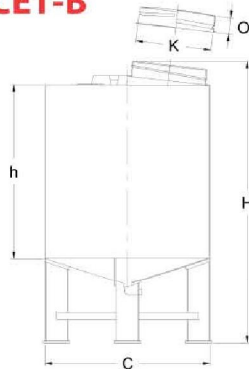
Lid				
Part Number	Approx. Dimensions (mm.)			
	K	O	Q	Thk.
CN0760A-M2X5	760	50	-	2.5
CN1100A-M4X6	1,100	40	-	3.0
CN0760A-M2X5	760	50	-	2.5
CN1100A-M4X6	1,100	40	-	3.0



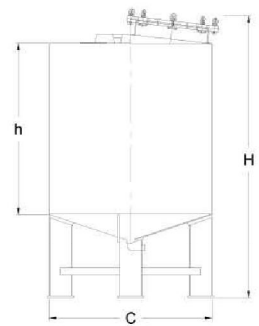
CET-A



CET-B



CET-D



Tank								Lid					Approx. Total Weight (kg)
Part Number	Capacity (Liters)	Approx. Dimensions (mm.)						Part Number	Approx. Dimensions (mm.)				
		A	B	C	H	h	Thk.		K	O	Q	Thk.	
CET200B-M125	200	-	650	560	1,010	710	5.0	CT0150B-HX29	150	40	-	2.0	14.18
CET500A-M145	500	-	1,020	900	1,220	740	5.0	CT0395A-M1X8	395	90	-	3.0	34.7
CET500B-M145	500	-	1,020	900	1,175	740	5.0	CT0395A-M1X8	395	90	-	3.0	34.7
CET500B-M140		6.0					39.7						
CET500B-M158		7.5					47.7						
CET500D-M162	500	-	1,020	900	1,255	740	6.0	CT0395A-M1X8	395	90	-	3.0	51.0
CET500D-M160		7.5					59.0						

NOTE: 1. Prices are exclusive of 7% VAT and subject to change without prior notice.
2. Specifications may change without prior notice.